



CESEP ASBL

CENTRE FOR EUROPEAN SOCIAL AND ECONOMIC POLICY

Rue de la Pacification, 65
B-1000 BRUXELLES

E-Mail : cesep@skynet.be

Website: www.cesep.eu

INDICATORS OF DISABILITY EQUALITY IN EUROPE

*An evaluative report
on the feasibility of using existing data sources*

November 2009

FOR

Academic Network of European Disability Experts

ANED

CESEP

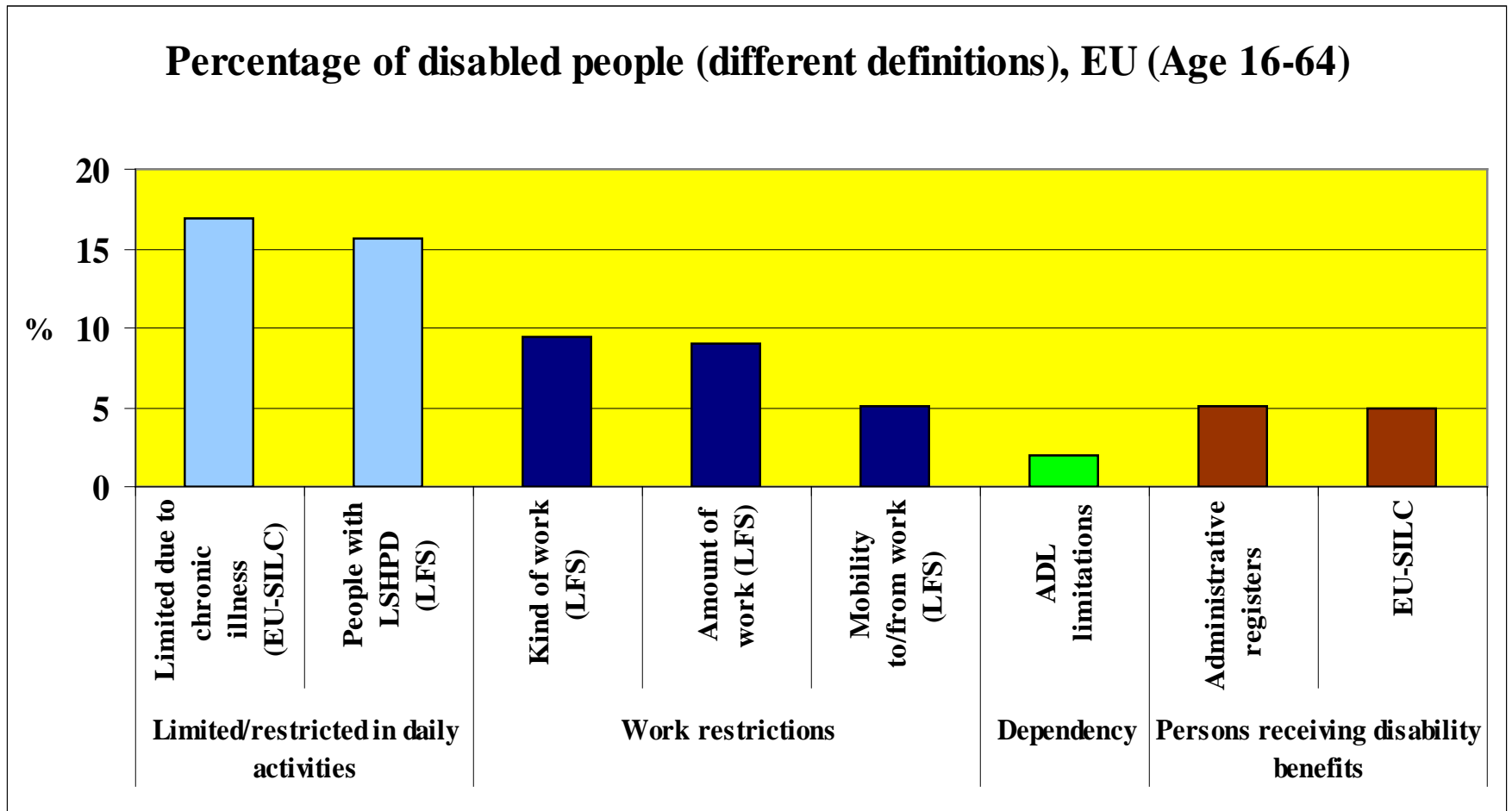
THEMES

INDICATORS OF DISABILITY EQUALITY IN EUROPE

- I. DISABILITY RATE / DEMOGRAPHICS**
- II. PERSONAL AND FAMILY LIFE**
- III. CHOICE AND CONTROL**
- IV. ACCESS TO GOODS AND SERVICES**
- V. EDUCATION AND LIFELONG LEARNING**
- VI. WORK AND EMPLOYMENT**
- VII. INCOMES AND POVERTY**

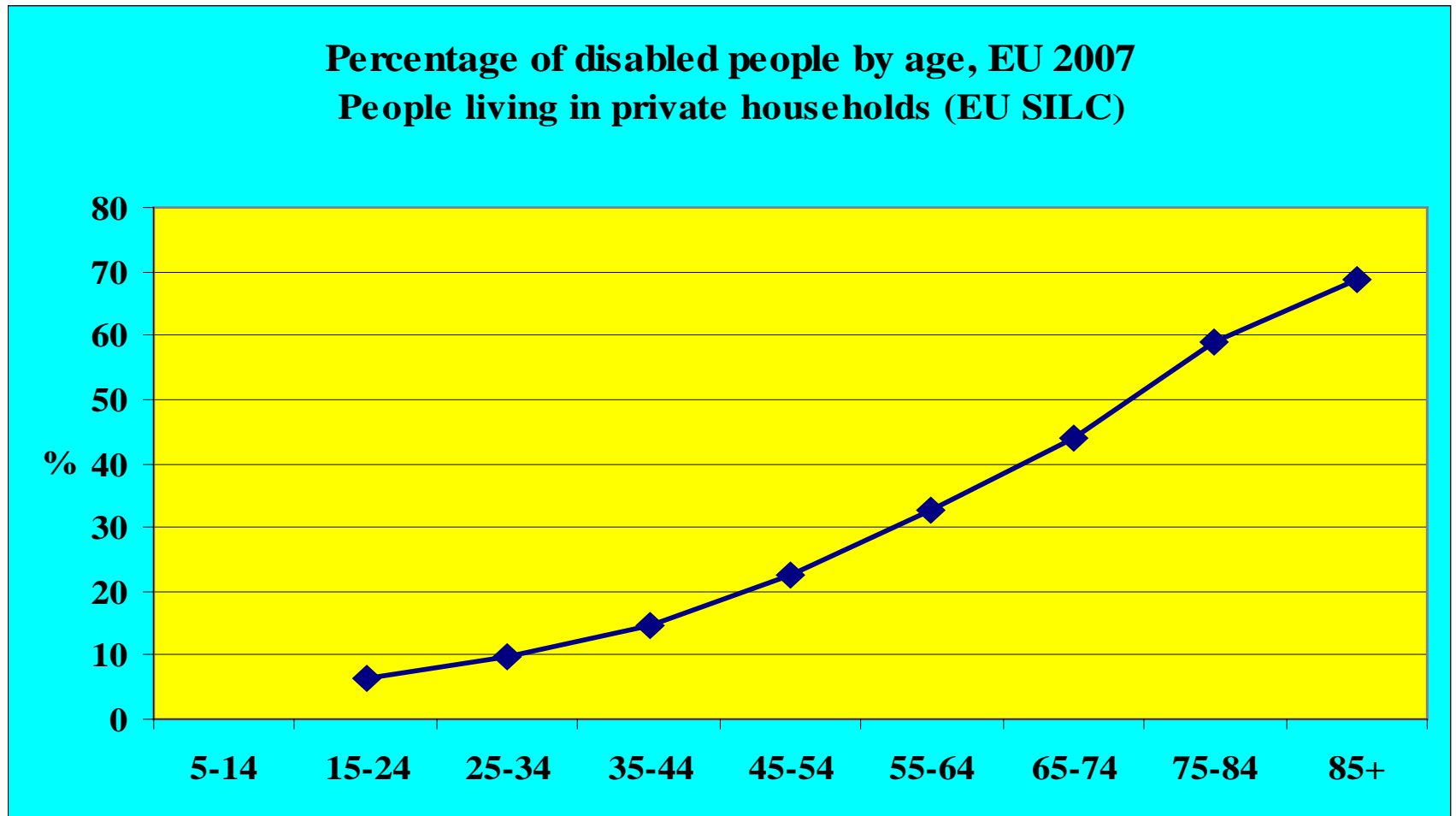
I. DISABILITY RATE / DEMOGRAPHICS (1/3)

Definition of disability



I. DISABILITY RATE / DEMOGRAPHICS (2/3)

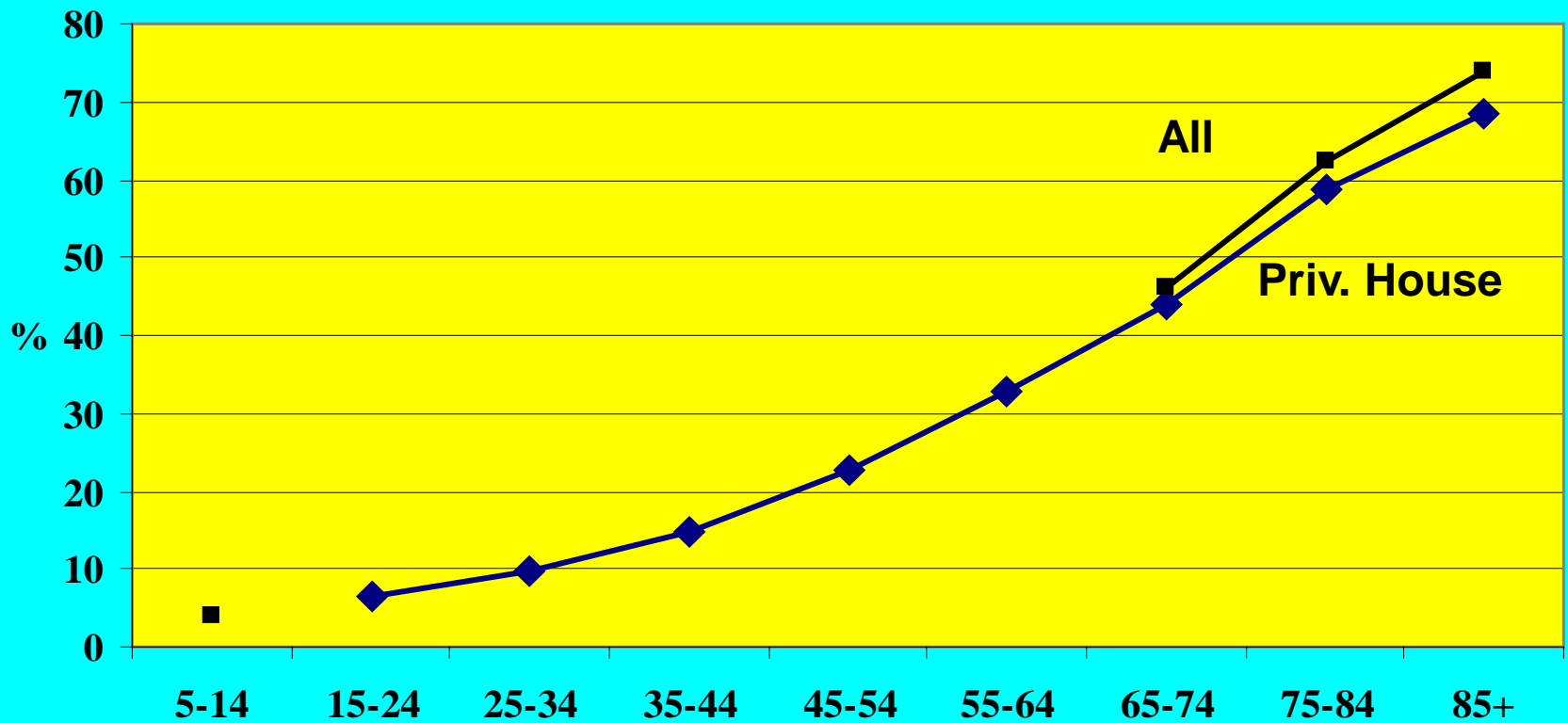
Survey coverage: Private households / Age 15+



I. DISABILITY RATE / DEMOGRAPHICS (3/3)

Private households + Institutions ; Age 5+

Percentage of disabled people by age, EU 2007



I. DISABILITY RATE / DEMOGRAPHICS

Comments

DEFINITION:

- Use the Minimum European Health Module (MEHM)
- Use the Convention as reference framework in the MT

CHILDREN:

Harmonise surveys covering children

INSTITUTIONS:

Harmonise national surveys covering institutions

II. PERSONNAL AND FAMILY LIFE

INDICATORS	SOURCE
1. <i>Public think that being disabled tends to be a disadvantage</i>	EB
2. Public think that disability discrimination is widespread	EB
3. Public think that disab. discrimination is more ... now than it was	EB
4. <i>Subjective well-being/happiness of disabled women and men</i>	EQLS
5. Time Use by Activity (work life balance)	HETUS/EQLS
6. Free Time Spent by Activity	HETUS
7. Victims of violence/crime	EHIS
8. <i>Disabled women and men living alone</i>	SILC
9. Living as a couple	SILC
10. Ever married	SILC
11. Social contacts and friendships	ESS/EDSIM
12. Public have friends or acquaintances who are disabled	EB
13. <i>Disabled women and men who are parents</i>	EQLS/EHIS
14. Women's fertility rates compared to general population	SILC (?)
15. Age at first child birth	?
PROPOSALS	
Insert disability MEHM into victimisation surveys.	

III. CHOICE AND CONTROL

INDICATORS	SOURCE
1. <i>Proportion of disabled wo/men who live in private households</i>	SILC
2. Proportion of disabled people living in residential institutions	Limited
3. Expenditure on social support for disabled people to live at home	OECD
4. Expenditure on residential institutional provision for disabled	OECD
5. <i>Enough help with personal care and household activities</i>	EHIS/SHARE
6. Home care services for disabled people	EUROSTAT
7. People receiving personal/individual budgets for independent living	Limited
8. <i>Voting participation in general elections compared to ...</i>	EQLS/ESS
9. Active political participation	ESS
10. Proportion of disabled Parliamentarians	Limited

PROPOSALS

Disability questions ought to be included in the:

- European Election Survey, and
- European Values Survey.

IV. ACCESS TO GOODS AND SERVICES

INDICATORS	SOURCE
1. <i>How easy is it to use public transport?</i>	EDSIM/EQLS
2. Household access to a private car	EDSIM/SILC
3. Proportion of level access accessible public buses/trains	Limited
4. How easy to get to local shops and services	EDSIM/EQLS
5. Travel to work (measure to select)	LFS 2011/HETUS
6. <i>Key public websites meeting accessibility standards</i>	MeAC
7. Key sectoral/commercial websites meet accessibility standards	MeAC
8. Regular Internet usage compared to general population	HETUS/EDSIM
9. <i>Percentage national language subtitles from main public TV broadcasters</i>	MeAC
10. National language subtitles from main commercial TV broadcasters	MeAC
11. Text access to main emergency telephone number	MeAC
12. <i>Audio description of programmes from main public TV broadcasters</i>	MeAC
13. Audio description of programmes from main commercial TV broadcasters	MeAC
14. proportion of talking ATMs provided by main banks	MeAC
15. <i>Number of working sign language interpreters (e.g. per million popul.</i>	WASLI
16. Signed programmes from main public TV broadcasters	MeAC
17. Signed programmes from main commercial TV broadcasters	MeAC
18. Access and use of Information and Communications Technologies (ICT)	ICT (?)
PROPOSALS	
Aggregate certain indicators 9-17	
Insert a question on disability in national travel/mobility surveys.	
We ought to insert the MEHM in ICT surveys.	

V. EDUCATION AND LIFELONG LEARNING

INDICATORS	SOURCE
1. <i>Proportion of school-age disabled children attending mainstream schools</i>	Min. Educ.
2. Disabled children of compulsory school age not enrolled in school	Min. Educ.
3. Pupils attending special schools	Min. Educ.
4. <i>Educational attainment at school of disabled people</i>	SILC
5. Early disabled school leavers	SILC
6. <i>Degree/level qualification compared to general population</i>	SILC
7. Disabled students in higher education	SILC
8. Highest level of qualification of disabled people	SILC
9. <i>Participation rate in life-long learning of disabled people</i>	SILC/EDSIM
10. Participation in government training scheme	LFS module
11. Transition from school to work of young disabled	SILC
Sources	
<ul style="list-style-type: none"> - Eurybase (the information database on education systems in Europe), - EADSNE (European Agency for development of special need in education); - UNICEF, OECD, and National Ministries of Education. 	
Proposals	
<p>Harmonise administrative classifications concerning the type of disability / special education need. Introduce disability questions (MEHM) in the AES survey.</p>	

VI. WORK AND EMPLOYMENT

INDICATORS	SOURCE
1. Public in favour of specific measures for equal opportunities in employment	EB/ISSP
2. Needs/uses personal assistance at work	EDSIM/LFS
3. Needs/uses special equipment at work	EDSIM/LFS
4. Needs/uses special working arrangements at work	EDSIM/LFS
5. Employment rate of disabled women and men compared to general population	SILC/LFS
6. Unemployment rate of disabled women and men compared to general population	SILC/LFS
7. Activity rate of disabled women and men compared to general population	SILC/LFS
8. Inactivity rate of disabled women and men compared to general population	SILC/LFS
9. Full-time / part-time working	SILC/LFS
10. Disabled working age people in work who would like to work more hours	SILC/LFS
11. Self-employed / employers	SILC/LFS
12. Senior managers, company directors, professionals	SILC/LFS
13. Type of contract (temporary / permanent)	SILC/LFS
14. Disabled people living in jobless households compared to general population	SILC
15. Long-term unemployment	SILC/LFS
16. Ever had paid work	SILC/LFS
17. Proportion disabled women and men who are low paid	SILC
18. Labour market transitions	SILC
Comments:	
Several surveys provide similar information (SILC, EQLS, ...).	
Barriers: EDSIM, LFS 2011 ad hoc module	

VII. INCOMES AND POVERTY

INDICATORS	SOURCE
1. Households living in relative poverty by gender and age	SILC
2. Household income (with/without one or more disabled members)	SILC
3. Household savings/debt	SILC/SHARE
4. Risk/rate of poverty (before/after social transfers)	SILC
5. Sources of household income (e.g. wages, state benefits,...)	SILC
6. Satisfaction with standard of housing (accommodation meets needs)	EQLS
7. Disabled people living in inadequate housing	SILC/EQLS
8. Housing tenure (e.g. public/private rented, owner occupation)	SILC/EQLS
9. Expenditure on disability-related cash benefits	EUROSTAT

CONCLUSIONS (1/2)

DEFINITION

- Take into account Contextual factors (e.g. EDSIM identifies barriers)
- Establish bridges between surveys and registers

INSERT DISABILITY QUESTIONS IN THE NEXT ROUND OF:

1. Adult Education Survey (AES),
2. Labour Force Survey (annual LFS),
3. Information and Communication Technologies (ICT survey),
4. European Victimization Survey (EVS) focussing on violence and victims,
5. Special surveys focussing on an ageing society,
6. National Travel/Mobility Surveys (NTS),
7. European Values Survey (EVS),
8. European Elections Survey (EES).

CONCLUSIONS (2/2)

GOALS

- **In the short term:** Use the Minimum European Health Module (MEHM)
- **In the medium term:** The UN Convention could be the reference framework
- **In the long run:** Type of disability and related barriers

MAKE A DISTINCTION BETWEEN

- Needs
- Services used
- Gap between supply and demand

DYNAMIC INDICATORS

- Transition from school to work,
- Deteriorating and improving disability status,
- Channels to marginalisation and precariousness.

INFORMATION

- Facilitate access to survey microdata.